



ULTRASONIC SENSORS US

SWITCHING AND / OR
MEASURING

 **di-soric**

ULTRASONIC – A SUCCESS PRINCIPLE WITH MANY BENEFITS.

ALL PRACTICAL BENEFITS – UNIFIED IN ONE SENSOR



IO-Link – for future-proof communication

- Constant monitoring of device functions and parameters
- Extended setting options



Reflective mode – the guarantee of success in the background

The sensor is taught in to the background, not to the objects to be detected, so it only has to detect a deviation from the background.

- Detection regardless of surface
- Much more stable, simpler processes



A clear switch point due to temperature compensation

Even when the temperature fluctuates, constant measurement accuracy thanks to integrated temperature compensation – which can be enabled and disabled.

- Always a clear switch point, even if temperatures change slowly
- Constantly high measurement accuracy for optimum process quality
- Shall be disabled if temperatures change rapidly
- Maximum system availability and reduction in machine downtimes



Ultra-simple teach-in: 3 teach modes and other settings

- Window mode
- 2-point mode
- Auto-teach mode
- The output can be switched



Compact and short from M8 to Q12 – threaded and cuboid designs

- Simple machine integration, thanks to extremely small and short housing dimensions
- Maximum flexibility even in tight installation spaces
- Retrofit – perfectly suited to retrofitting or replacement

THE SWITCHING ULTRASONIC RANGE. ULTRA-SIMPLE – ULTRA-FLEXIBLE.

STABLE PROCESSES DUE TO DI-SORIC ULTRASONIC SENSORS.

Simple machine integration

thanks to extremely small and, in particular, short housing dimensions

Maximum flexibility

due to different designs and configurable operating ranges

Stable applications

due to resistance to dirt and insensitivity to noise, independent surface properties such as color

Stable processes

thanks to narrow sound beams and optional reflective mode



Durability and a long service life


due to metal housing, plugs and IP67

Quickly ready for operation

due to simple teach-in and IO-Link

Reliability

due to high tolerance of contamination and temperature compensation



Level control in the hopper US Q12

The ultrasonic sensor reliably monitors the fill level in the vibratory feeder. Thanks to its cuboid design, it can even be installed directly on the hopper wall of step feeders.



Accumulation monitoring for boxes US 12 / US 18

The long ranges achieved by the ultrasonic sensor, which works with IO-Link, enable it to reliably identify accumulations and gaps between boxes being transported, ensuring that packages are transported smoothly and without disruption.



Detecting the presence of PCBs US 08

Its unique M8 design and extremely narrow sound beam make the US 08 the perfect problem-solver where classic proximity switches reach the limits of their scanning ranges. For example, it can be used to detect the presence of PCBs at a greater distance (up to 100 mm).

THE MEASURING ULTRASONIC RANGE. ANALOG OUTPUT AND MULTI-I/O.

JUST ONE SENSOR FOR BOTH MEASUREMENT TASKS AND OTHER TASKS FOR WHICH ANOTHER SENSOR WOULD BE REQUIRED.

Teach, switch and measure

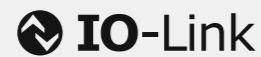
using MI/O

Reliable detection

even of small parts, due to high resolution and narrow sound beam

Can be configured flexibly

as an ultrasonic sensor or a barrier



6 seconds

is all you need to teach it in and configure it

Shortest designs

with lengths from 60 mm, M12, M18, M30 and Q12

Cost saving

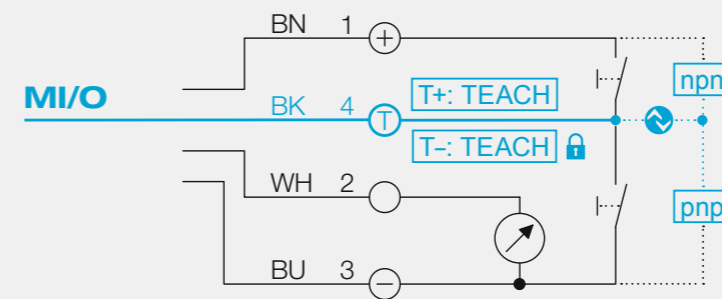
due to connection with 4-core standard sensor circuits instead of expensive 5-core circuits – yet with full functionality

THE WORLD'S FIRST MULTI-I/O IN ONE SENSOR: MI/O.

TRUE MULTI FUNCTIONALITY AND A FULL RANGE OF FUNCTIONS, WITH ONLY 4 PINS.

HOW MI/O WORKS

Using MI/O, a connected IO-Link Master is recognized automatically and the sensor changes to communication mode. Instead of the teach input, a switching output can then be configured.




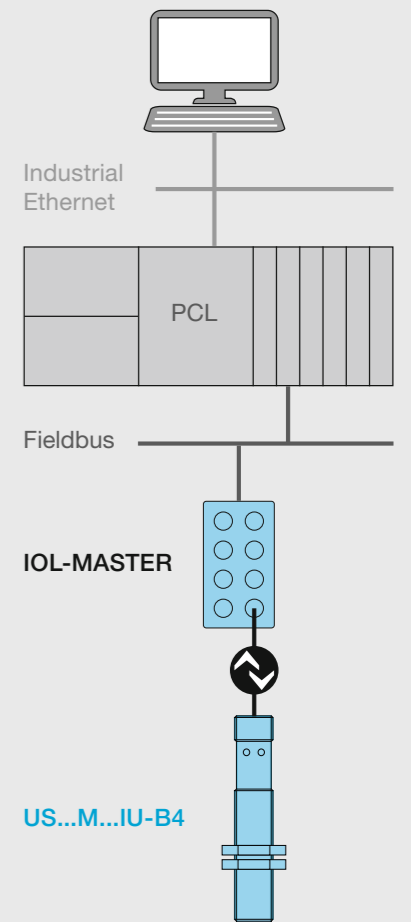
BN: brown | BK: black | WH: white | BU: blue

MI/O PIN 4

A connection PIN that performs multiple functions:

1. Teach-In
2. IO-Link communication
3. Switching output

IO-LINK



Roller diameter check

US 18 M 1500 IU-B4

Sag check (speed regulation)

US 12 M 400 IU-B4


Using MI/O enables optimal planning of roller replacement through continual sag checks, monitoring and a signal over a configurable switching output if the roller thickness drops below the set minimum.



Container monitoring

US 18 M 800 IU-B4

The container fill level can be monitored using an analog signal – the additional switching output can be used as a warning output if a critical level is exceeded, or no longer achieved, to control filling or perform an emergency stop, by starting a dry run, to protect the machine.



Box height measurement




US 18 M 1500 IU-B4

The classic analog application: use this ultrasonic sensor to measure different box heights reliably, using analog signals, no matter what their surface properties, such as color, at a working distance of 1.5 m.

ULTRASONIC SENSORS US SWITCHING

Type	US 08 M 100 G3-T4	US 12 M 150 FB G3-B4	US 12 M 200 G3-B4	US 12 M 400 G3-B4	US 18 M 800 G3-B4	US 18 M 1500 G3-B4
						
Design	M8	M12	M12	M12	M18	M18
Length	70 mm	84 mm	65 mm	65 mm	55.5 mm	55.5 mm
Range	20 ... 100 mm	0 ... 150 mm	20 ... 200 mm	40 ... 400 mm	80 ... 800 mm	120 ... 1500 mm
Scanning	✓	✓	✓	✓	✓	✓
Reflex	↻	↻	↻	↻	↻	↻
Extra		Focusing nozzle				
Setting	☰ ↻	☰ ↻	☰ ↻	☰ ↻	☰ ↻	☰ ↻

ULTRASONIC SENSORS US MEASURING / SWITCHING

Typ	US 12 M 150 FB IU-B4	US 12 M 200 IU-B4	US 12 M 400 IU-B4	US 18 M 800 IU-B4	US 18 M 1500 IU-B4
					
Design	M12	M12	M12	M18	M18
Length	84 mm	65 mm	65 mm	65.5 mm	65.5 mm
Range	0 ... 150 mm	20 ... 200 mm	40 ... 400 mm	50 ... 800 mm	150 ... 1500 mm
Scanning	↻	↻	↻	↻	↻
Reflex	↻	↻	↻	↻	↻
Measuring	✓	✓	✓	✓	✓
Extra	Focusing nozzle				
Setting	☰ ↻	☰ ↻	☰ ↻	☰ ↻	☰ ↻

Type	US 30 M 3000 G3-B4	US 30 M 6000 G3-B4	US Q12 M 200 G3-T4	US Q12 M 400 G3-T4	US Q12 M 400 FP G3-T4	US Q12 M 400 HP G3-T4
						
Design	M30	M30	Cuboid	Cuboid	Cuboid	Cuboid
Length	60 mm	78 mm	83.5 mm	83.5 mm	90.5 mm	90.5 mm
Range	300 ... 3000 mm	600 ... 6000 mm	20 ... 200 mm	40 ... 400 mm	40 ... 400 mm	40 ... 400 mm
Scanning	✓	✓	✓	✓	✓	✓
Reflex	↻	↻	↻	↻	↻	↻
Extra					Fill level monitoring of all media	Sensor with background suppression
Setting	☰ ↻	☰ ↻	☰ ↻	☰ ↻	☰ ↻ ↻	☰ ↻ ↻

Typ	US 30 M 6000 IU-B4	US 30 M 6000 IU-B4	US Q12 M 200 IU-T4	US Q12 M 400 IU-T4	Can be used anywhere:
					
Design	M30	M30	Cuboid	Cuboid	IOL-MASTER IO-LINK DEVICE TOOL
Length	60 mm	78 mm	83.5 mm	83.5 mm	
Range	300 ... 3000 mm	600 ... 6000 mm	20 ... 200 mm	40 ... 400 mm	
Scanning	↻	↻	↻	↻	<ul style="list-style-type: none"> 1 Port > USB Universal IO-Link Master with PC software For devices with IODD Specification 1.0.1 / 1.1 Status LED for IO-Link and SIO mode M12 connection for devices Up to 80 mA over USB connection Up to 1 A with AC adapter
Reflex	↻	↻	↻	↻	
Measuring	✓	✓	✓	✓	
Setting	☰ ↻	☰ ↻	☰ ↻	☰ ↻	

Via: ☰ Remote teach ↻ IO-Link ↻ Potentiometer

Via: ☰ Remote teach ↻ Via IO-Link

SOLUTIONS. CLEVER. PRACTICAL.

**di-soric
GmbH & Co. KG**

Steinbeisstrasse 6
73660 Urbach
Germany

Phone: +49 71 81 98 79-0
Fax: +49 71 81 98 79-179

info@di-soric.com
www.di-soric.com

**di-soric
International**

di-soric GmbH & Co. KG | Germany
di-soric Solutions GmbH & Co. KG | Germany
di-soric Austria GmbH & Co. KG | Austria
di-soric SAS | France
di-soric B.V. | The Netherlands
di-soric SNT AG | Switzerland
di-soric Pte. Ltd. | Singapore

www.di-soric.com/international